

**DynEd**<sup>®</sup>  
the smart way to English

# 戴耐德课件（ios 版本）安装指南

## DynEd Pro Courseware Installation Guide- ios

STEP 1

找到戴耐德 PRO 课件 App  
Finding and Downloading the DynEd Pro  
iOS Installation Files


方法一  
Option 1

扫描二维码下载DynEd Pro 课件App  
Scan the QR code to download the DynEd Pro App.

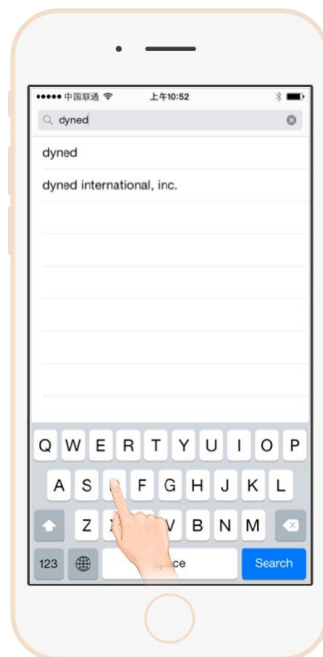


方法二  
Option 2

登陆苹果店面下载 DynEd Pro 课件 App  
Go to the Apple store, search for "dyned," and download the DynEd Pro App.



登陆苹果店面  
Go to the Apple store.



输入 dyned 进行搜索  
Search for "dyned"



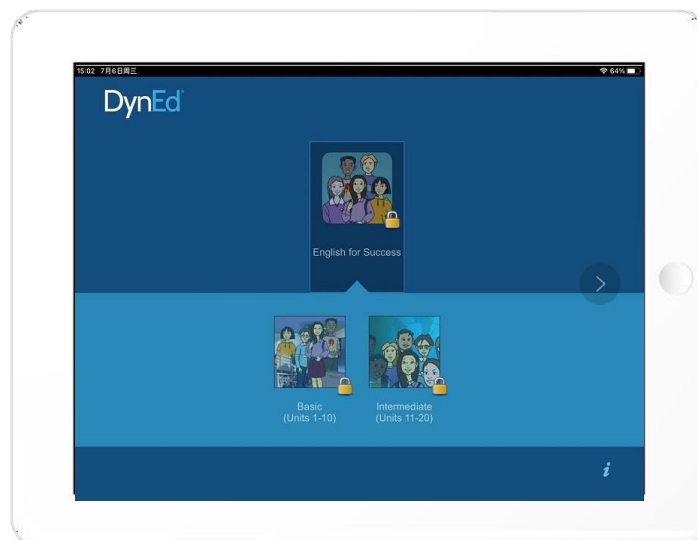
点击下载 DynEd Pro 课件 App  
Push here to download the DynEd Pro App.

# STEP 2

## 设置服务器及语言 Choosing the correct DynEd server

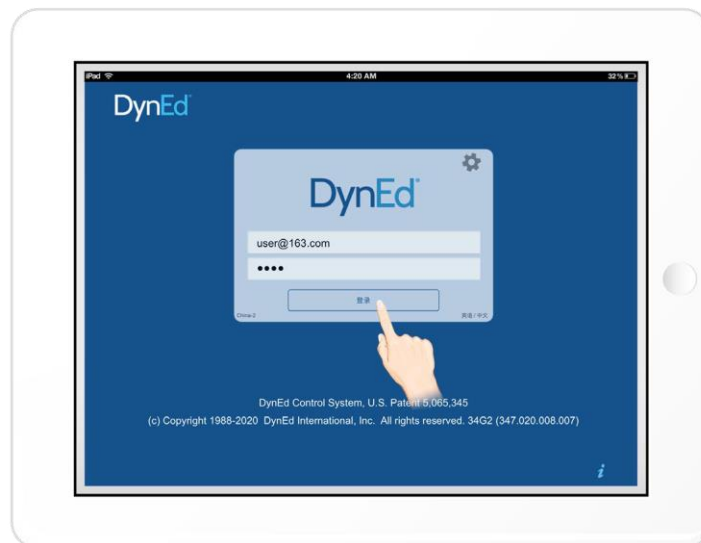
注意：第一次下载安装后，请先选择服务器“Americas”，帐号输入testing@dyned.com，密码为空，点击“登录”后会看到如下界面（如果看不到，请双击home键把程序从后台关闭后再尝试），然后退出程序，根据老师提供的帐号信息选择正确的服务器China2登录。

Note: After the first download and installation, select the server "Americas" and enter the account "testing@dyned.com", leave the password empty, click "login", you will see the interface as below (if you can't see it, please double click the home button to close the program and try again), and then exit the program. Select the server China2 to log in DynEd Pro according to the account information the teacher provided.





点击右上角齿轮图标进入服务器选择界面  
请滑动选择 China-2，再次点击齿轮图标返回登录界面  
Click the gear icon in the top right corner and then scroll to select "China 2."  
Click the gear again to return to the login page.




输入学习账号及密码即可进入课件  
(请向老师询问学习账号及密码)  
Type in your registered Student E-mail address and password.  
(If unsure,ask your teacher.)

STEP 3

下载课程  
Downloading DynEd Courseware




点击箭头图标开始下载所需课程  
课件需要全部 100% 下载完毕后方可打开，若  
中途退出下载，下次将从您退出的地方继续下载  
<http://web2.dyned.com/cgi-bin/WebObjects/faq.woa/wa/faq?id=716>

Touch the green arrow  to start the download.  
If the download is interrupted for any reason,  
when the download is next attempted,  
it will start where it left off.

<http://web2.dyned.com/cgi-bin/WebObjects/faq.woa/wa/faq?id=716>



绿色箭头消失代表下载完毕

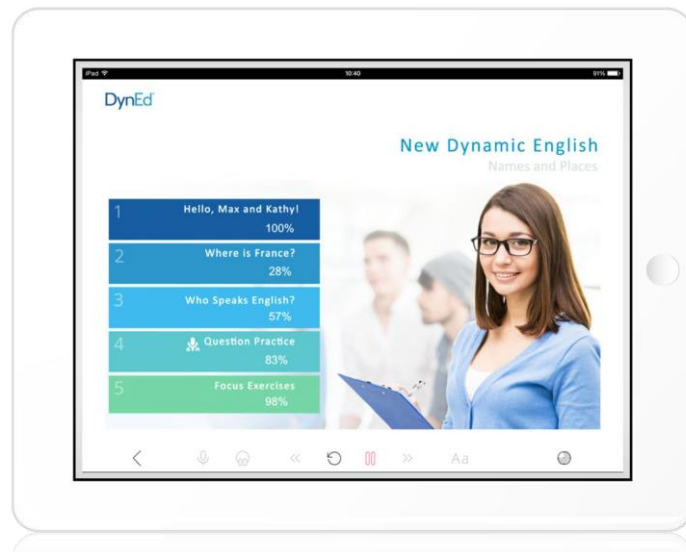
The green arrow  will disappear once the  
courseware has been successfully downloaded.

# STEP 4

## 即刻开始学习 Starting a DynEd Course



点击打开所需课程  
Touch the course,  
and then the desired Unit to open it.



开始学习  
... and enjoy!